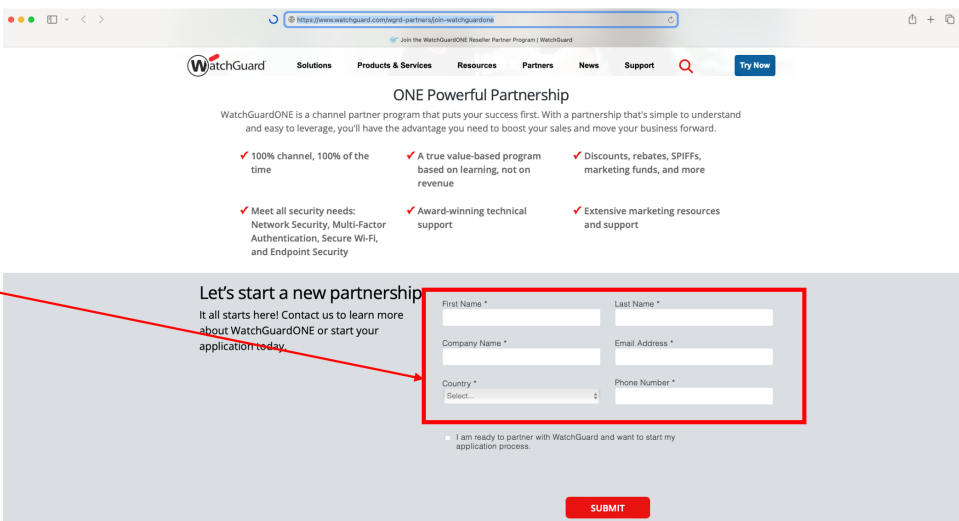


How to Register and become a WatchGuard Partner

Step 1: Go to this website: [Join the WatchGuardOne Reseller Partner Program](https://www.watchguard.com/bgtd-partners/join-watchguardone)

Step 2: Complete the required information.

Complete this



WatchGuard

Solutions Products & Services Resources Partners News Support Try Now

ONE Powerful Partnership

WatchGuardONE is a channel partner program that puts your success first. With a partnership that's simple to understand and easy to leverage, you'll have the advantage you need to boost your sales and move your business forward.

- ✓ 100% channel, 100% of the time
- ✓ A true value-based program based on learning, not on revenue
- ✓ Discounts, rebates, SPIFFs, marketing funds, and more
- ✓ Meet all security needs: Network Security, Multi-Factor Authentication, Secure Wi-Fi, and Endpoint Security
- ✓ Award-winning technical support
- ✓ Extensive marketing resources and support

Let's start a new partnership
It all starts here! Contact us to learn more about WatchGuardONE or start your application today.

First Name * Last Name *

Company Name * Email Address *

Country * Phone Number *

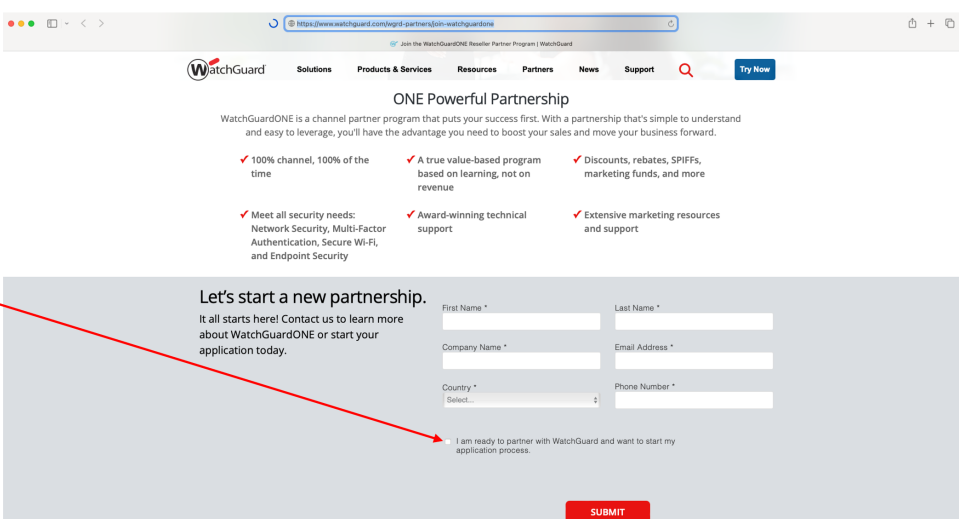
Select...

☐ I am ready to partner with WatchGuard and want to start my application process.

SUBMIT

Step 3: Click I am ready to partner with WatchGuard and want to start my application process.

Check this box



WatchGuard

Solutions Products & Services Resources Partners News Support Try Now

ONE Powerful Partnership

WatchGuardONE is a channel partner program that puts your success first. With a partnership that's simple to understand and easy to leverage, you'll have the advantage you need to boost your sales and move your business forward.

- ✓ 100% channel, 100% of the time
- ✓ A true value-based program based on learning, not on revenue
- ✓ Discounts, rebates, SPIFFs, marketing funds, and more
- ✓ Meet all security needs: Network Security, Multi-Factor Authentication, Secure Wi-Fi, and Endpoint Security
- ✓ Award-winning technical support
- ✓ Extensive marketing resources and support

Let's start a new partnership.
It all starts here! Contact us to learn more about WatchGuardONE or start your application today.

First Name * Last Name *

Company Name * Email Address *

Country * Phone Number *

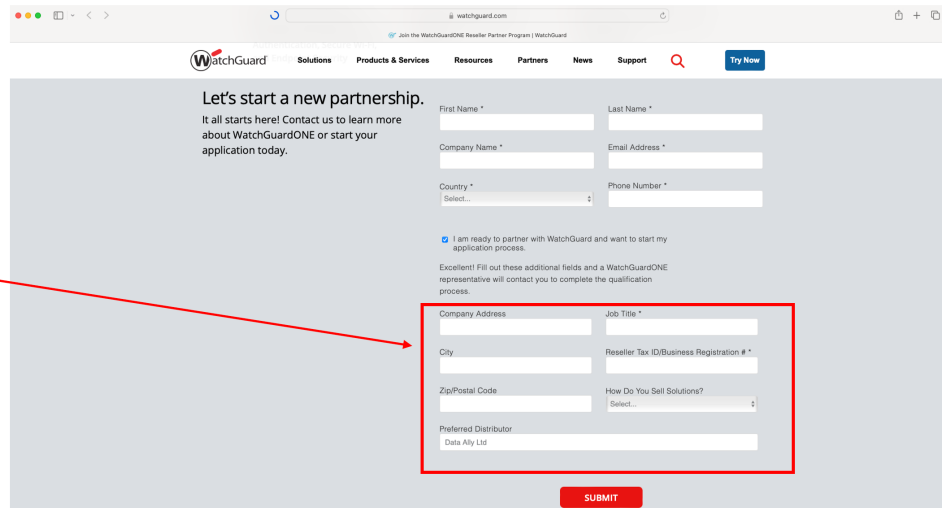
Select...

☐ I am ready to partner with WatchGuard and want to start my application process.

SUBMIT

Step 4: Complete the additional information required.

Complete the additional information required.



Let's start a new partnership.
It all starts here! Contact us to learn more about WatchGuardONE or start your application today.

First Name *
Last Name *

Company Name *
Email Address *

Country *
Select...

Phone Number *

☒ I am ready to partner with WatchGuard and want to start my application process.

Excellent! Fill out these additional fields and a WatchGuardONE representative will contact you to complete the qualification process.

Company Address
Job Title *

City
Reseller Tax ID/Business Registration # *

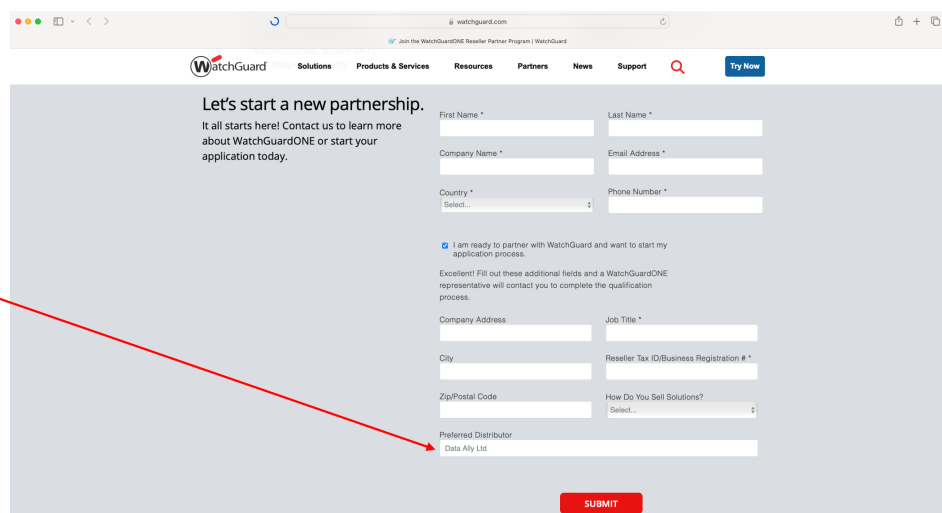
Zip/Postal Code
How Do You Sell Solutions?
Select...

Preferred Distributor
Data Ally Ltd

SUBMIT

Step 5: On the Preferred Distributor box type: Data Ally Ltd

Complete here "Data Ally Ltd"



Let's start a new partnership.
It all starts here! Contact us to learn more about WatchGuardONE or start your application today.

First Name *
Last Name *

Company Name *
Email Address *

Country *
Select...

Phone Number *

☒ I am ready to partner with WatchGuard and want to start my application process.

Excellent! Fill out these additional fields and a WatchGuardONE representative will contact you to complete the qualification process.

Company Address
Job Title *

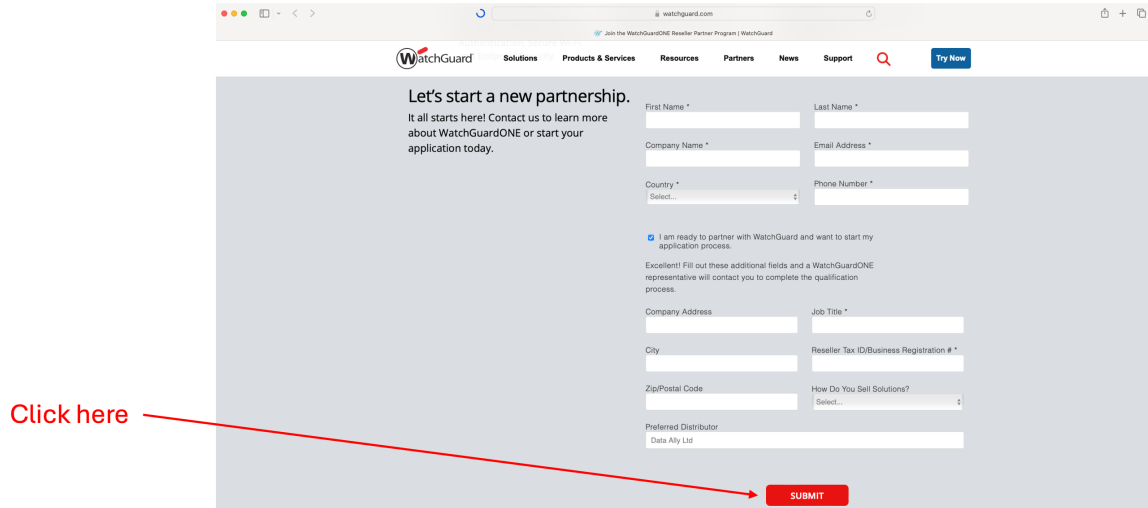
City
Reseller Tax ID/Business Registration # *

Zip/Postal Code
How Do You Sell Solutions?
Select...

Preferred Distributor
Data Ally Ltd

SUBMIT

Step 6: Click Submit



The screenshot shows a web browser window with the URL watchguard.com. The page title is "Join the WatchGuardONE Reseller Partner Program | WatchGuard". The navigation bar includes links for Solutions, Products & Services, Resources, Partners, News, Support, and a Try Now button. The main content area is titled "Let's start a new partnership. It all starts here! Contact us to learn more about WatchGuardONE or start your application today." The form contains the following fields: First Name *, Last Name *, Company Name *, Email Address *, Country * (dropdown), Phone Number *, a checkbox for "I am ready to partner with WatchGuard and want to start my application process.", a note about additional fields, Company Address, Job Title *, City, Reseller Tax ID/Business Registration # *, Zip/Postal Code, How Do You Sell Solutions? (dropdown), Preferred Distributor (Data Ally Ltd), and a red SUBMIT button. A red arrow points from the text "Click here" to the SUBMIT button.

Step 7: Inform us when you finish your registration so we can expedite the procedure with WatchGuard.

Thank you for becoming a WatchGuard partner.

If you require any further assistance, contact our technical team at: support@data-ally.com